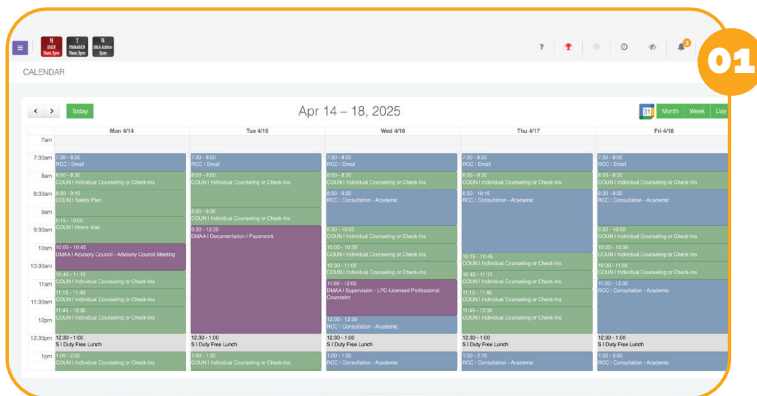


SCUTA transforms the unseen efforts of educators into visible, impactful data that tells your story and drives meaningful change.

Dr. Diana Virgil,
2024 School Counselor of the Year

**Try it free
for 30 days!**



1. SCUTA CALENDAR

✓ Visualize Your Impact

SCUTA's dynamic calendar captures how you spend your time, allowing you to share counseling services with stakeholders.

✓ Simplify Scheduling & Documentation

Log your lessons, services, and events with ease using SCUTA's user-friendly calendar, making your work more efficient and organized.

2. USE-OF-TIME ANALYSIS

✓ Data-Driven Advocacy

Generate reports from your calendar to highlight program strengths, identify gaps, and student needs.

✓ Streamline Your Counseling Program with Smart Tools

Save time and focus on what matters most—students! SCUTA's intuitive planning tools, customizable templates, and one-click reports simplify the tracking of services, goals, and program alignment with the state, ASCA or the ISCA Model.

Use-of-Time Analysis: August 6, 2024 - May 22, 2025

OK	CATEGORY GOAL*	%TIME (Actual)	CATEGORY	%TIME	HOURS	FREQ.
	Student Services 80% or more	49%	Direct Student Services			
			Instruction	5.5	74.1	83
			Appraisal and Advisement	8.7	117.1	225
	Program Defining, Managing and Assessing 20% or less	14%	Counseling	34.7	468.3	837
			Referrals/Consultation/Collaboration	14.2	191.4	289
			Defining, Managing, Assessing Activities	31.5	425.5	167
	Non-School-Counseling Tasks 0%	0%	Fair-Share Responsibility Activities	5.4	73.0	74
			Non-School-Counseling Tasks	0	0.0	0

1,349 hours 1,832 events

Show Hour decimals

"At Hatching Results, we love it when districts use SCUTA because it is a comprehensive and sophisticated tool that helps school counselors organize, collect and share data as they design, develop, implement, evaluate and improve their programs for students!"

- Trish Hatch, PhD., President & CEO, Hatching Results, LLC

Empowering School Counselors Through Data

The following reports were generated from a SCUTA Pro user in Texas:

66

"SCUTA's data reporting has assisted me in increasing school counseling staffing in my division by 24% over the past two years and significantly decrease non-counseling activities. Additionally, the data that SCUTA provides can easily be aligned with division strategic plan goals and utilized as key performance indicators to further school counseling advocacy efforts!"

- Liz Parker, M.Ed, Director of School Counseling Services, Henrico County Public Schools, VA

Comprehensive School Counseling & Tiered Support

School counselors play a critical role in the success of tiered interventions. SCUTA is a powerful tool that helps educators document, analyze, and advocate using meaningful, actionable data. By using SCUTA, educators can:

- Gain clear insight into how tiered supports are delivered
- Promote the strategic use of evidence-based practices
- Make informed, data-driven decisions
- Enhance collaboration across student support teams and educators

Track Your Time with Clarity

SCUTA's MTSS Report illustrates how your time is allocated across tiers and services. Instantly see alignment with best practices, such as dedicating 80% to student services, and identify where adjustments can enhance impact.

MTSS ANALYSIS: All Hours Aug 1, 2024 - Jul 31, 2025

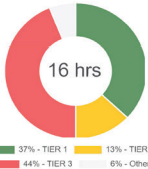
OK	CATEGORY GOAL	%TIME (Actual)	CATEGORY	T1 %TIME	T2 %TIME	T3 %TIME	%TIME
✖	Student Services 80% <i>or more</i>	Direct Student Services 20%	Instruction	100	0	0	2.4
			Appraisal and Advisement	0	0	0	3.6
			Counseling	0	73	2	14.2
		Indirect Student Services 17%	Referrals/Consultation/Collaboration	0	8	3	16.8
✖	Program Planning & School Support 20% <i>or less</i>	57%	Defining, Managing, Assessing Activities	2	0	0	56.2
			Fair-Share Responsibility Activities				1.2
✖	Non-School-Counseling 0%	6%	Non-School-Counseling Tasks				5.6
Total hours				52.93	188.50	12.25	1604.00

1,602 hours 2,396 events

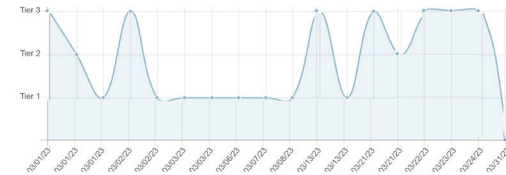
Chronological Student Support Data

Transform the way you document and track tiered interventions for each student throughout the academic year. Our system organizes supports both chronologically and by domain, empowering educators to make informed, data-driven decisions and effectively monitor progress.

TIER TIME ALLOCATION



TIER ANALYSIS



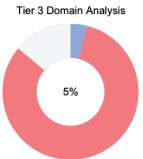
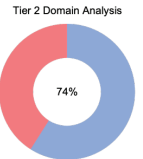
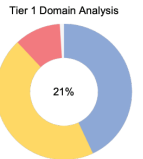
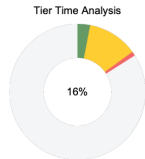
STUDENT/GROUP SERVICE LOG : Allen Iverson | Mar 1, 2025 - Mar 31, 2025
18 events events with a total of 1 student.Total time: 15.7 hours, 0.9 hours per occurrence.

Tier	Date	Start	Hrs	Topic	Referral Source	Focus/Domain	Lesson	Count	Description
T3	03/01/23	14:00	1.00	INST School-wide Activity		C OTHER Career		1	
T2	03/01/23	08:30	1.00	COUN Individual Counseling	Administrator	SE Behavior Concerns		1	
T1	03/01/23	15:30	0.50	COUN Behavior Plan		SE Anger Management		1	
T3	03/02/23	08:30	1.00	COUN Individual Counseling	Self (student)	SE Anxiety		1	
T1	03/02/23	15:30	0.50	COUN Behavior Plan		SE Anger Management		1	

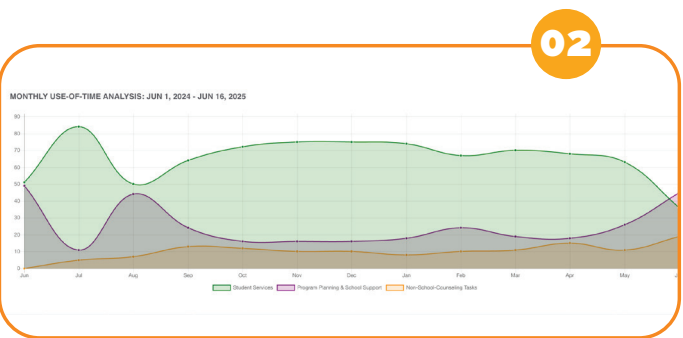
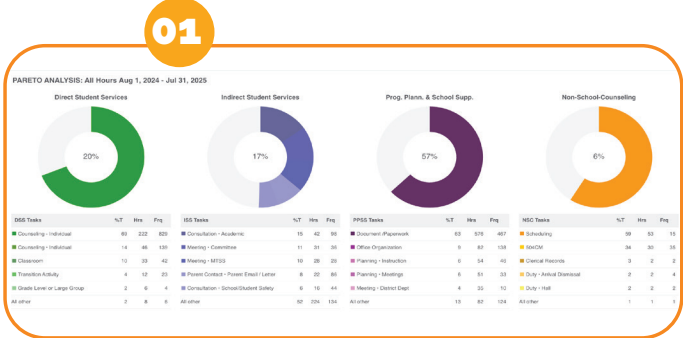
Multi-Tier Analysis

SCUTA equips school counselors to track direct and indirect services within the MTMDSS framework. With tier analysis tools, you can see the percentage, frequency, and total hours spent on tiered interventions, providing clear insights to strengthen advocacy, reveal service patterns, and boost student outcomes.

MTMDSS ANALYSIS: AUGUST 1, 2024 - JULY 31, 2025 - ALL HOURS



OK	CATEGORY GOAL*	%TIME(Actual)	TOPIC	T1 %TIME	A	C	SE	T2 %TIME	A	C	SE	T3 %TIME	A	C	SE	%TIME
✗	Student Services 80% or more	Direct 20%	Instruction	100	60	24	16	0	0	0	0	0	0	0	0	2.4
			Appraisal and Advisement	0	0	0	0	0	0	0	0	0	0	0	0	3.6
			Counseling	0	0	0	0	73	40	0	33	2	0	0	2	14.2
		Indirect 17%	Referrals/Consultation/Collaboration	0	0	0	0	8	7	0	1	3	0	0	2	16.8



TEXAS MODEL - UTA: AUGUST 1, 2024 - JULY 31, 2025									
OK	SERVICE DELIVERY COMPONENTS	MIN	%TIME (Actual)	MAX	CATEGORY	%TIME	HOURS	FREQ.	
✗	80% or more	35%	22% ✗	45%	Guidance Curriculum	21.5	290	359	
		5%	0% ✗	10%	Individual Planning	0.3	5	6	
		30%	41% ✗	40%	Responsive Services	19.9	268	605	
✗	System Support 20% or less				Responsive Services RCC	20.5	277	909	
					System Support/DMAA	12.8	172	324	
✗	Non-School-Counseling 0%	10%	35% ✗	15%	System Support/FSR	22.5	304	495	
					Non-School-Counseling Tasks	2.5	33	26	

August 1, 2024 - July 31, 2025

- 21.5% - Guidance Curriculum.
- 0.3% - Individual Planning.
- 19.9% - Responsive Services.
- 20.5% - Responsive Services RCC.
- 12.8% - System Support/DMAA.
- 22.5% - System Support/FSR.
- 2.5% - Non-School-Counseling Tasks.

01. Pareto Analysis

SCUTA's Pareto Analysis breaks down over 250 classified tasks into seven main categories and lists them in descending order of total time. As a result, users gain informed qualitative analysis and program evaluation.

02. Monthly Time Analysis

The Monthly Use-of-Time Analysis report illustrates how school counseling services fluctuate with the school year, depending on program and student needs.

03. Model Alignment

SCUTA works with the ASCA National Model®, ISCA International Model, and state school counseling models. For example, in Texas, users can complete reports that meet state-specific requirements and also generate ASCA-aligned reports with just one click.



Other SCUTA Offerings



SCUTA for School Social Workers

SCUTA's enhanced platform is tailored for school social workers to document both direct and indirect student support, while capturing detailed information about referrals. Easily track referral reasons and sources in one centralized system to generate comprehensive reports that highlight the full scope of services provided. These unique referral reports offer valuable insights into student needs, empowering social workers, supervisors, and MTSS teams to identify trends, advocate for resources, and design targeted, effective interventions.



FREE for all university counselor education programs and graduate students

SCUTA University is a real-time platform that benefits program faculty, graduate students, and supervisors by offering an intelligent, web-based application to log practicum and internship hours. SCUTA bridges coursework and hands-on school experience, offering a powerful tool for meaningful learning and reflection. It supports counselor educators and site supervisors in guiding the professional growth of future school counselors, making it an essential resource in training and supervision.



SCUTA: Data That Advocates. Tools That Deliver.



SCUTA PRO	SCUTA MAX	SCUTA ADD-ONS	SCUTA UNIVERSITY	SCUTA SOCIAL WORK
<ul style="list-style-type: none"> Categories (8) Topics (250+) Students/Groups Notes Intuitive Interface Free Training & Support 	ALL PRO features plus: <ul style="list-style-type: none"> Beliefs, Vision, Mission Data Summary Goals Lessons Annual Admin Conference Advisory Council Tags Reports (22+) 	<ul style="list-style-type: none"> Google Calendar Appointments Surveys ISCA International Model 2nd Edition Practicum/Internship Outlook RAMP Add-on California Billing 	<ul style="list-style-type: none"> FREE for all university counselor education programs and graduate students Aligned with CACREP, CAEP, ASCA & SPA Tracks practicum and internship hours Tool for implementing CACREP courses Simplifies accreditation reporting for programs 	<ul style="list-style-type: none"> Categories (8) Topics (250+) Students/Groups Notes Intuitive Interface Free Training & Support SSW Referral Data Reports
\$225 PER YEAR	\$295 PER YEAR	\$95 PER ADD ON	FREE	\$295 PER YEAR



Learn More:

myscuta.com | 1-833-887-2882
Follow us on Facebook at SCUTA
and Instagram at SCUTAOFFICIAL

Scan to get
started!



SCUTA is ISO 27001:2013, WCAG 2.0, GDPR, AB 1584, COPPA and FERPA Compliant.